



## INFILTRATOR SERGEANT

APL  
▼ 3MOVE  
➡ 7"SAVE  
🛡️ 3+WOUNDS  
🔥 13

NAME	ATK	HIT	DMG	WR
🔫 Marksman bolt carbine	4	3+	3/4	Lethal 5+
👊 Fists	4	3+	3/4	-

**Tactical Advantage:** You can do each of the following once per battle:

- After rolling-off to decide initiative, if this operative is in the killzone, you can re-roll your dice.
- You can use a firefight play for OCP if this is the specified **PHOBOS STRIKE TEAM** operative (including Command Re-roll if the attack or defence dice was rolled for this operative), or the Patient Ambush firefight play for OCP if this operative is ready and not within control range of enemy operatives.

**PHOBOS STRIKE TEAM**, IMPERIUM, ADEPTUS ASTARTES, LEADER, INFILTRATOR, SERGEANT

32

## INFILTRATOR COMMSMAN

APL  
▼ 3MOVE  
➡ 7"SAVE  
🛡️ 3+WOUNDS  
🔥 12

NAME	ATK	HIT	DMG	WR
🔫 Marksman bolt carbine	4	3+	3/4	Lethal 5+
👊 Fists	4	3+	3/4	-


**Strategic Oversight:** In the Ready step of each Strategy phase, when you gain CP, if this operative is in the killzone and isn't within control range of enemy operatives, you can use this rule. If you do, roll one D6: on a 4+, you gain one additional CP.

**Comms Array:** Once per turning point, during a friendly **PHOBOS STRIKE TEAM** operative's activation or counteraction, before or after it performs an action, if this operative is in the killzone, you can change one strategy play you've used this turning point (it doesn't cost you any CP to do so).

**PHOBOS STRIKE TEAM**, IMPERIUM, ADEPTUS ASTARTES, INFILTRATOR, COMMSMAN

32

## INFILTRATOR HELIX ADEPT

APL  
▼ 3MOVE  
➡ 7"SAVE  
🛡️ 3+WOUNDS  
🔥 12

NAME	ATK	HIT	DMG	WR
🔫 Marksman bolt carbine	4	3+	3/4	Lethal 5+
👊 Fists	4	3+	3/4	-

**Medic!** The first time during each turning point that another friendly **PHOBOS STRIKE TEAM** operative would be incapacitated while visible to and within 3" of this operative, you can use this rule, providing neither this nor that operative is within control range of an enemy operative. If you do, that friendly operative isn't incapacitated, has D3 wounds remaining and cannot be incapacitated for the remainder of the action. After that action, that friendly operative can immediately perform a free **Dash** action, but must end that move within this operative's control range. Subtract 1 from this and that operative's APL stats until the end of their next activations respectively, and if this rule was used during that friendly operative's activation, that activation ends. You cannot use this rule if this operative is incapacitated, or if it's a **Shoot** action and this operative would be a primary or secondary target.

RULES CONTINUE ON OTHER SIDE ►

**PHOBOS STRIKE TEAM**, IMPERIUM, ADEPTUS ASTARTES, MEDIC, INFILTRATOR, HELIX ADEPT

32

## INFILTRATOR HELIX ADEPT

APL  
▼ 3MOVE  
➡ 7"SAVE  
🛡️ 3+WOUNDS  
🔥 12

### HELIX GAUNTLET

1AP

► Select one friendly **PHOBOS STRIKE TEAM** operative within this operative's control range to regain up to D3+3 lost wounds. It cannot be an operative that the Medic! rule was used on during this turning point.

◆ This operative cannot perform this action while within control range of an enemy operative.





## INFILTRATOR SABOTEUR

APL  
▼ 3MOVE  
➡ 7"SAVE  
🛡️ 3+WOUNDS  
🔥 12

NAME	ATK	HIT	DMG	WR
🔫 Marksman bolt carbine	4	3+	3/4	Lethal 5+
💣 Remote detonator	4	2+	5/6	Heavy (Dash only), Limited 1, Piercing 1, Silent, Detonate*
👊 Fists	4	3+	3/4	-

**Plant Explosives:** This operative is carrying your Explosives marker. It can perform the **Pick Up Marker** action on that marker, and whenever it performs the **Place Marker** action on that marker, it can immediately perform a free **Dash** action.

**\*Detonate:** Don't select a valid target. Instead, shoot against each operative within 2" of your Explosives marker, unless Heavy terrain is wholly intervening between that operative and that marker. Each of those operatives cannot be in cover or obscured. Roll each sequence separately in an order of your choice. This weapon cannot be selected if your Explosives marker isn't in the killzone. At the end of the action, remove your Explosives marker from the killzone.

PHOBOS STRIKE TEAM®, IMPERIUM, ADEPTUS ASTARTES, INFILTRATOR, SABOTEUR

32

## INFILTRATOR VETERAN

APL  
▼ 3MOVE  
➡ 7"SAVE  
🛡️ 3+WOUNDS  
🔥 12

NAME	ATK	HIT	DMG	WR
🔫 Custom bolt carbine	4	3+	3/4	Custom*
👊 Fists	4	3+	3/4	-

**\*Custom:** At the end of the Select Operatives step, if this operative is selected for deployment, select up to two of the following weapon rules for this weapon to have for the battle: Balanced, Lethal 5+, Piercing Crits 1, Rending, Saturate.

PHOBOS STRIKE TEAM®, IMPERIUM, ADEPTUS ASTARTES, INFILTRATOR, VETERAN

32

## INFILTRATOR VOXBREAKER

APL  
▼ 3MOVE  
➡ 7"SAVE  
🛡️ 3+WOUNDS  
🔥 12

NAME	ATK	HIT	DMG	WR
🔫 Marksman bolt carbine	4	3+	3/4	Lethal 5+
👊 Fists	4	3+	3/4	-

**Voxbreak:** Whenever an enemy operative is within 6" of this operative, your opponent cannot re-roll their attack or defence dice for that operative.

### AUSPEX SCAN

1AP

▶ Until the start of this operative's next activation or until it's incapacitated (whichever comes first), whenever a friendly **PHOBOS STRIKE TEAM®** operative is shooting an enemy operative within 8" of this operative, that enemy operative cannot be obscured; if that friendly operative is an **INCURSOR**, its ranged weapons also have the Seek Light weapon rule.

◆ This operative cannot perform this action while within control range of an enemy operative.

PHOBOS STRIKE TEAM®, IMPERIUM, ADEPTUS ASTARTES, INFILTRATOR, VOXBREAKER

32

## INFILTRATOR WARRIOR

APL  
▼ 3MOVE  
➡ 7"SAVE  
🛡️ 3+WOUNDS  
🔥 12

NAME	ATK	HIT	DMG	WR
🔫 Marksman bolt carbine	4	3+	3/4	Lethal 5+
👊 Fists	4	3+	3/4	-

**Vanguard:** Once per turning point, one friendly **PHOBOS STRIKE TEAM®** operative with this rule can perform the **Pick Up Marker** or a mission action for 1 less AP.

PHOBOS STRIKE TEAM®, IMPERIUM, ADEPTUS ASTARTES, INFILTRATOR, WARRIOR

32





## INCURSOR SERGEANT

APL  
▼ 3MOVE  
➡ 7"SAVE  
🛡️ 3+WOUNDS  
🔥 13

NAME	ATK	HIT	DMG	WR
🔫 Oculus bolt carbine	4	3+	3/4	Saturate
👊 Fists	4	3+	3/4	-

**Tactical Advantage:** You can do each of the following once per battle:

- After rolling-off to decide initiative, if this operative is in the killzone, you can re-roll your dice.
- You can use a firefight play for OCP if this is the specified **PHOBOS STRIKE TEAM** operative (including Command Re-roll if the attack or defence dice was rolled for this operative), or the Patient Ambush firefight play for OCP if this operative is ready and not within control range of enemy operatives.

**PHOBOS STRIKE TEAM**, IMPERIUM, ADEPTUS ASTARTES, LEADER, INCURSOR, SERGEANT

32

## INCURSOR MARKSMAN

APL  
▼ 3MOVE  
➡ 7"SAVE  
🛡️ 3+WOUNDS  
🔥 12

NAME	ATK	HIT	DMG	WR
🔫 Stalker marksman bolt carbine	4	2+	3/4	Lethal 5+, Piercing 1
👊 Fists	4	3+	3/4	-

**Track Target:** This operative can perform the **Guard** action regardless of the killzone (see close quarters rules, *Kill Team Core Book*). It can perform the **Guard** action while it has a Conceal order, but when you perform the free **Shoot** or **Fight** action during the interruption, you must change its order to Engage.

**PHOBOS STRIKE TEAM**, IMPERIUM, ADEPTUS ASTARTES, INCURSOR, MARKSMAN

32

## INCURSOR MINELAYER

APL  
▼ 3MOVE  
➡ 7"SAVE  
🛡️ 3+WOUNDS  
🔥 12

NAME	ATK	HIT	DMG	WR
🔫 Oculus bolt carbine	4	3+	3/4	Saturate
👊 Fists	4	3+	3/4	-

**Haywire Mine:** This operative is carrying your Haywire Mine marker. It can perform the **Pick Up Marker** action on that marker, but that marker cannot be placed within an enemy operative's control range (if this operative is incapacitated while carrying that marker and that marker cannot be placed, it's removed with this operative).

**Proximity Mine:** The first time your Haywire Mine marker is within another operative's control range, remove that marker, subtract 1 from that operative's APL stat until the end of its next activation, and inflict 2D3+3 damage on it; if it isn't incapacitated, end its action (if any), even if that action's effects aren't fulfilled. If it cannot be placed, move it the minimum amount to do so. Note that this operative is ignored for these effects (i.e. it cannot set it off or take damage from that marker).

**PHOBOS STRIKE TEAM**, IMPERIUM, ADEPTUS ASTARTES, INCURSOR, MINELAYER

32

## INCURSOR WARRIOR

APL  
▼ 3MOVE  
➡ 7"SAVE  
🛡️ 3+WOUNDS  
🔥 12

NAME	ATK	HIT	DMG	WR
🔫 Oculus bolt carbine	4	3+	3/4	Saturate
👊 Fists	4	3+	3/4	-

**Vanguard:** Once per turning point, one friendly **PHOBOS STRIKE TEAM** operative with this rule can perform the **Pick Up Marker** or a mission action for 1 less AP.

**PHOBOS STRIKE TEAM**, IMPERIUM, ADEPTUS ASTARTES, INCURSOR, WARRIOR

32





## REIVER SERGEANT

APL  
3MOVE  
7"SAVE  
3+WOUNDS  
13

NAME	ATK	HIT	DMG	WR
Bolt carbine	4	3+	3/4	Accurate 1
Special issue bolt pistol	4	3+	3/4	Range 8", Piercing 1
Combat knife	5	3+	4/5	-
Fists	4	3+	3/4	-

**Grav-chute and Grapnel Launcher:** Whenever this operative is climbing up, you can treat the vertical distance as 2" (regardless of how far the operative actually moves vertically). Whenever this operative is dropping, ignore the vertical distance.

**Tactical Advantage:** You can do each of the following once per battle:

- After rolling-off to decide initiative, if this operative is in the killzone, you can re-roll your dice.
- You can use a firefight play for OCP if this is the specified **PHOBOS STRIKE TEAM** operative (including Command Re-roll if the attack or defence dice was rolled for this operative), or the Patient Ambush firefight play for OCP if this operative is ready and not within control range of enemy operatives.

**PHOBOS STRIKE TEAM**, IMPERIUM, ADEPTUS ASTARTES, LEADER, REIVER, SERGEANT

32

## REIVER WARRIOR

APL  
3MOVE  
7"SAVE  
3+WOUNDS  
12

NAME	ATK	HIT	DMG	WR
Bolt carbine	4	3+	3/4	Accurate 1
Special issue bolt pistol	4	3+	3/4	Range 8", Piercing 1
Combat knife	5	3+	4/5	-
Fists	4	3+	3/4	-

**Grav-chute and Grapnel Launcher:** Whenever this operative is climbing up, you can treat the vertical distance as 2" (regardless of how far the operative actually moves vertically). Whenever this operative is dropping, ignore the vertical distance.

**Vanguard:** Once per turning point, one friendly **PHOBOS STRIKE TEAM** operative with this rule can perform the **Pick Up Marker** or a mission action for 1 less AP.

**PHOBOS STRIKE TEAM**, IMPERIUM, ADEPTUS ASTARTES, REIVER, WARRIOR

32

### NOTES:

---

---

---

---

---

---

---

---

---

---

### NOTES:

---

---

---

---

---

---

---

---

---

---





## PHOBOS STRIKE TEAM KILL TEAM

ARCHETYPES: INFILTRATION, RECON

### OPERATIVES

➤ 1 **PHOBOS STRIKE TEAM** operative selected from the following list:

- **INFILTRATOR SERGEANT**
- **INCURSOR SERGEANT**
- **REIVER SERGEANT** with one of the following options:
  - Special issue bolt pistol; combat knife
  - Bolt carbine; fists

➤ 5 **PHOBOS STRIKE TEAM** operatives selected from the following list:

- **INFILTRATOR COMMSMAN**
- **INFILTRATOR HELIX ADEPT**
- **INFILTRATOR SABOTEUR**
- **INFILTRATOR VETERAN**
- **INFILTRATOR VOXBREAKER**
- **INFILTRATOR WARRIOR**
- **INCURSOR MARKSMAN**
- **INCURSOR MINELAYER**

CONTINUES ON OTHER SIDE ▶

- **INCURSOR WARRIOR**
- **REIVER WARRIOR** with one of the following options:
  - Special issue bolt pistol; combat knife
  - Bolt carbine; fists

Other than **WARRIOR** operatives, your kill team can only include each operative on this list once.

### PHOBOS STRIKE TEAM FACTION RULE

#### OMNI-SCRAMBLER

Backpack-mounted omni-scramblers serve to disrupt enemy communications.

**STRATEGIC GAMBIT** if a friendly **INFILTRATOR** operative is in the killzone. Select one enemy operative visible to a friendly **INFILTRATOR** operative, or within 6" of a friendly **VOXBREAKER** operative. In the following Firefight phase, that enemy operative cannot be activated or perform actions until one of the following is true:

- Your opponent has activated a number of enemy operatives equal to the number of friendly **INFILTRATOR** operatives in the killzone when this **STRATEGIC GAMBIT** was used.
- It's the last enemy operative to be activated.

### PHOBOS STRIKE TEAM FACTION RULE

#### TERROR

Dedicated terror troops, Space Marine Reivers utilise skull masks, shock grenades and vox-enhanced roars to terrify their victims.

Whenever an enemy operative is within 3" of friendly **REIVER** operatives, your opponent must spend 1 additional AP for that enemy operative to perform the **Pick Up Marker** and mission actions.

Whenever determining control of a marker, treat the total APL stat of enemy operatives that contest it as 1 lower if at least one of those enemy operatives is within 3" of friendly **REIVER** operatives. Note this isn't a change to the APL stat, so any changes are cumulative with this.





## PHOBOS STRIKE TEAM FACTION RULE

### ASTARTES

These genetically modified superhumans are made for one purpose: war.

During each friendly **PHOBOS STRIKE TEAM** operative's activation, it can perform either two **Shoot** actions or two **Fight** actions. If it's two **Shoot** actions, a bolt weapon must be selected for at least one of them. A bolt weapon is any ranged weapon that includes 'bolt' in its name, e.g. marksman bolt carbine, special issue bolt pistol, etc.

Each friendly **PHOBOS STRIKE TEAM** operative can counteract regardless of its order.

## PHOBOS STRIKE TEAM FACTION RULE

### MULTI-SPECTRUM ARRAY

Feeding into the auto-senses of the bearer's armour, the multi-spectrum array's powerful augurs help to reveal hidden foes.

Whenever a friendly **INCURSOR** operative is shooting, enemy operatives cannot be obscured.

## PHOBOS STRIKE TEAM MARKER/TOKEN GUIDE



Omni-scrambler token



Vanguard token



Tactical Advantage token



Explosives marker



Medic token



Haywire Mine marker



Remote Detonator token



Purity Seals token



Auspex Scan token



Special Issue Ammunition token

## PHOBOS STRIKE TEAM STRATEGY PLOY

### GUERRILLA WARFARE

Phobos Strike Teams utilise stealth and ambush tactics to overwhelm their foes, striking when least expected.

Friendly **PHOBOS STRIKE TEAM** operatives can perform the following unique action:

### GUERRILLA WARFARE 1AP

► Change this operative's order.

◆ An operative cannot perform this action while within control range of an enemy operative.






## PHOBOS STRIKE TEAM STRATEGY PLOY

### AND THEY SHALL KNOW NO FEAR


Space Marines possess superhuman courage and are utterly unflinching in the face of terrifying horrors and overwhelming odds.

You can ignore any changes to the stats of friendly **PHOBOS STRIKE TEAM**  operatives from being injured (including their weapons' stats).

## PHOBOS STRIKE TEAM STRATEGY PLOY

### DEADLY SHOTS


Space Marines spend countless hours perfecting their marksmanship.

Whenever a friendly **PHOBOS STRIKE TEAM**  operative is shooting during an activation in which it hasn't performed the **Charge**, **Fall Back** or **Reposition** action, or against an operative that isn't in cover and is more than 6" from it, that friendly operative's ranged weapons have the Balanced weapon rule. Note that for the first requirement, that operative isn't restricted from performing those actions after shooting.

## PHOBOS STRIKE TEAM STRATEGY PLOY

### LETHAL ASSAULTS

Space Marine warriors strike down their foes with incredible power and precision.

Whenever a friendly **PHOBOS STRIKE TEAM**  operative is fighting, its melee weapons have the Balanced weapon rule. If that friendly operative is doing so during an activation in which it performed the **Charge** action, its melee weapons also have the Lethal 5+ weapon rule.

## PHOBOS STRIKE TEAM FIREFIGHT PLOY

### PATIENT AMBUSH

A Phobos Strike Team may lay in wait for hours, days or even weeks before launching an assault upon an unsuspecting enemy.

Use this firefight ploy when it's your turn to activate a friendly operative. You can skip that activation.






## PHOBOS STRIKE TEAM FIREFIGHT PLOY

### CRITICAL SHOT


A well-placed bolt round can fell even the most resilient of foes.

Use this firefight ploy when you resolve a critical success for a friendly **PHOBOS STRIKE TEAM**  operative that's shooting with a bolt weapon. Inflict D3 additional damage.

## PHOBOS STRIKE TEAM FIREFIGHT PLOY

### TRANSHUMAN PHYSIOLOGY


The genetically modified physiology of a Space Marine is capable of resisting wounds that would kill a lesser being.

Use this firefight ploy when an operative is shooting a friendly **PHOBOS STRIKE TEAM**  operative, in the Roll Defence Dice step. You can retain one of your normal successes as a critical success instead.

## PHOBOS STRIKE TEAM FIREFIGHT PLOY

### STEALTH ASSAULT


The silenced servos of Phobos-pattern power armour allow a Space Marine to strike swiftly and overwhelm a surprised foe.

Use this firefight ploy when a friendly **PHOBOS STRIKE TEAM**  operative that has a Conceal order is activated, is given an Engage order, performs the **Charge** and then the **Fight** action, and you're resolving your first attack dice from this activation. After doing so, you can immediately resolve another of your attack dice (before your opponent). The operative cannot have performed any other actions during this activation (but can do so after resolving this ploy).

## PHOBOS STRIKE TEAM FACTION EQUIPMENT

### PURITY SEALS

Awarded by the Chapter's Chaplains, purity seals are inscribed with blessings and inspire the bearer to fight with increased vigour.

Once per turning point, when a friendly **PHOBOS STRIKE TEAM**  operative is shooting, fighting or retaliating, if you roll two or more fails, you can discard one of them to retain another as a normal success instead.





## PHOBOS STRIKE TEAM FACTION EQUIPMENT

### ADDITIONAL UTILITY GRENADES

Some Space Marines opt to carry additional smoke grenades, shock grenades and other forms of hand-held explosives.


This equipment allows you to select four utility grenades from the utility grenades equipment (see universal equipment). You cannot also select that equipment as normal (i.e. to give you six).

## PHOBOS STRIKE TEAM FACTION EQUIPMENT

### COMBAT BLADES

These blades are tough, thick and possess a razor-sharp cutting edge.


Friendly **PHOBOS STRIKE TEAM**  operatives have the following melee weapon:

NAME	ATK	HIT	DMG
 Combat blade	5	3+	3/4

## PHOBOS STRIKE TEAM FACTION EQUIPMENT

### SPECIAL ISSUE AMMUNITION

Space Marine bolt weapons can be loaded with a variety of special ammunition.

Once per turning point, when a friendly **PHOBOS STRIKE TEAM**  operative is performing the **Shoot** action and you select a bolt carbine, marksman bolt carbine or occulus bolt carbine, you can use this rule. If you do, until the end of the turning point, that weapon has the Piercing 1 weapon rule.

## UNIVERSAL EQUIPMENT

### 1X AMMO CACHE

Whether stockpiles deliberately set out for warriors to access quickly, or the abandoned munitions of the slain, these caches can prove vital for a swift reload in the heat of battle.

Before the battle, you can set up one of your Ammo Cache markers wholly within your territory. Friendly operatives can perform the following mission action during the battle.

### AMMO RESUPPLY

OAP

- ▶ One of your Ammo Cache markers the active operative controls is used during this turning point.
- ▶ Until the start of the next turning point, whenever this operative is shooting with a weapon from its datacard, you can re-roll one of your attack dice.
- ◆ An operative cannot perform this action while within control range of an enemy operative, if that marker isn't yours, or if that marker has been used this turning point.





## UNIVERSAL EQUIPMENT

### 1X RAZOR WIRE

Spoiled rapidly out and affixed to jutting posts, razor wire acts as an easily deployed barrier and a painful deterrent to enemy operatives seeking to attack along particular routes.

Razor wire is Exposed and Obstructing terrain. Before the battle, you can set it up wholly within your territory, on the killzone floor and more than 2" from other equipment terrain features, access points and Accessible terrain.

**Obstructing:** Whenever an operative would cross over this terrain feature within 1" of it, treat the distance as an additional 1".

## UNIVERSAL EQUIPMENT

### 1X COMMS DEVICE

Communications devices can be swiftly hijacked and employed to coordinate operations or call in support during a firefight.

Before the battle, you can set up one of your Comms Device markers wholly within your territory. While a friendly operative controls this marker, add 3" to the distance requirements of its **SUPPORT** rules that refer to friendly operatives (e.g. 'select one friendly operative within 6"' would be 9" instead). Note that you cannot benefit from your opponent's Comms Device markers.

## UNIVERSAL EQUIPMENT

### 1X MINES

The battlefields of the 41st Millennium are plagued by myriad types of mine, from simple frag charges to monofilament web-snares and microplasma charges. Ultimately, all serve a similar, horrible purpose.

Before the battle, you can set up one of your Mines markers wholly within your territory and more than 2" from other markers, access points and Accessible terrain. The first time that marker is within an operative's control range, remove that marker and inflict D3+3 damage on that operative.

## UNIVERSAL EQUIPMENT

### 2X LIGHT BARRICADES

Designed to be lugged into place and then deployed by operatives and combat engineers, these barriers are proof against small arms fire.

Light barricades are Light terrain, except the feet, which are Insignificant and Exposed. Before the battle, you can set up any of them wholly within your territory, on the killzone floor and more than 2" from other equipment terrain features, access points and Accessible terrain.

### 1X HEAVY BARRICADE

A redoubtable slab of plasteel and adamantine, this layered protective barrier provides shelter amidst the fiercest firefights.

A heavy barricade is Heavy terrain. Before the battle, you can set it up wholly within 4" of your drop zone, on the killzone floor and more than 2" from other equipment terrain features, access points and Accessible terrain.





## UNIVERSAL EQUIPMENT

### 2X LADDERS

Carried into battle in their compacted forms, these ladders provide a rapid route of ingress to strongholds, or access to vital vantage points.

Ladders are Exposed terrain. Before the battle, you can set up any of them as follows:

- Wholly within your territory.
- Upright against terrain that's at least 2" tall.
- More than 2" from other equipment terrain features.
- More than 1" from doors and access points.

In addition, an operative can either move through ladders as if they aren't there (but cannot finish on them), or climb them. Once per action, whenever an operative is climbing this terrain feature, treat the vertical distance as 1". Note that if an operative then continues climbing another terrain feature during that action (including another ladder), that distance is determined as normal.

## UNIVERSAL EQUIPMENT

### UTILITY GRENADES

From neuro-suppressant psybombs to smoke-belching chemical charges, grenades of this sort can suppress the enemy and be the difference between life and death.

When you select this equipment, select two utility grenades (2 smoke, 2 stun, or 1 smoke and 1 stun). Each selection is a unique action your operatives can perform, but your kill team can only perform that action a total number of times during the battle equal to your selection.

#### STUN GRENADE

1AP

► Select one enemy operative visible to and within 6" of this operative. That operative and each other operative within 1" of it takes a stun test. For an operative to take a stun test, roll one D6: on a 3+, subtract 1 from its APL stat until the end of its next activation.

◆ An operative cannot perform this action while within control range of an enemy operative, or if you have reached the total number of times your kill team can perform it.

## UNIVERSAL EQUIPMENT

### EXPLOSIVE GRENADES

A variety of offensive grenades are employed by the forces of the 41st Millennium. These range from simple fragmentation grenades to plasma and gravitic concussion grenades, while even more exotic devices are used to crack open enemy armour.

When you select this equipment, select two explosive grenades (2 frag, 2 krak, or 1 frag and 1 krak). Each selection is a ranged weapon your operatives can use, but your kill team can only use that weapon a total number of times during the battle equal to your selection.

NAME	ATK	HIT	DMG
🔥 Frag grenade	4	4+	2/4

#### WR

Range 6", Blast 2", Saturate

NAME	ATK	HIT	DMG
🔥 Krak grenade	4	4+	4/5

#### WR

Range 6", Piercing 1, Saturate

## UNIVERSAL EQUIPMENT

### 1X PORTABLE BARRICADE

Little more than a suppression shield with armoured feet, these barricades can be hefted and borne forwards to provide mobile cover.

A portable barricade is Light, Protective and Portable terrain. Before the battle, you can set it up wholly within your territory, on the killzone floor and more than 2" from other equipment terrain features, access points and Accessible terrain.

**Protective:** While an operative is in cover from this terrain feature, improve its Save stat by 1 (to a maximum of 2+).

RULE CONTINUES ON OTHER SIDE ►



**NOTES:**





# PHOBOS STRIKE TEAM: UPDATE LOG

---

Rules will be periodically updated to maintain fair balance and interact more smoothly with the game. Rules changes will be updated directly into online documents and then listed below. Any minor changes to standardise wording that don't have any practical impact on the rule will be updated directly into online documents but not be listed here.

## ERRATA

JULY '25

This section collects amendments to the rules. Amended text for clarification and edits are shown in **blue**, while amended text for balance updates are shown in **magenta**.

### STRATEGY PLOYS, DEADLY SHOTS

Relevant part of first sentence changed to read:

'[...] or against an operative that isn't in cover **and is more than 6" from it**, that friendly operative's ranged weapons have the Balanced weapon rule.'

## PREVIOUS ERRATAS

### REIVER SERGEANT & REIVER WARRIOR OPERATIVES, GRAV-CHUTE AND GRAPNEL LAUNCHER RULE

Relevant part of first sentence changed to read:

'Whenever this operative is climbing **up, you can** treat the vertical distance as [...]'

### HELIX ADEPT OPERATIVE, MEDIC! RULE

Changed to read:

'The first time during each turning point that another friendly **PHOBOS STRIKE TEAM** operative would be **incapacitated** while visible to and within 3" of this operative, you can use this rule, providing neither this nor that operative is within control range of an enemy operative. If you do, that friendly operative isn't incapacitated, has D3 wounds remaining **and cannot be incapacitated for the remainder of the action. After that action**, that friendly operative can **then** immediately perform a free **Dash** action, but must end that move within this operative's control range. Subtract 1 from this and that operative's APL stats until the end of their next activations respectively, and if this rule was used during that friendly operative's activation, that activation ends. You cannot use this rule if this operative is incapacitated, **or if it's a Shoot action and this operative would be a primary or secondary target.**'



# PHOBOS STRIKE TEAM OPERATIVES

2

Masters of stealth and subterfuge, Phobos Strike Teams consist of Space Marine Infiltrators, Incursors and Reivers. Possessed of transhuman strength and equipped with a range of explosives, communications equipment and precise weaponry, they are capable of outmanoeuvring and overwhelming enemy forces many times their own size.

## INFILTRATOR SERGEANT

Exemplar to their brothers; strategic and tactical leader of exceptional skill; deadly enemy to the Emperor's foes: the Infiltrator Sergeant must be all of these things, for it is by his words and actions that the Phobos Strike Team stands or falls.

## INFILTRATOR COMMSMAN

The Infiltrator Commsman acts as a strategic nexus upon the battlefield, a conduit through which vox-exchanges and intelligence inloads pass like lightning. The presence of such a battle-brother increases the strike team's versatility and swiftness of action.

## INFILTRATOR HELIX ADEPT

Operating as they do – far behind enemy lines without support – Phobos Strike Teams require the medicae support of Helix Adepts to get wounded battle-brothers back into the fight, and to reclaim the gene-seed of the slain for the Chapter.

## INFILTRATOR SABOTEUR

Carrying a deadly array of melta charges, super-krak munitions and even anti-plant canisters into battle, the Infiltrator Saboteur is well prepared to rig any target for destruction. This task completed, they fall back swiftly before triggering a blast like the Emperor's wrath.

## INFILTRATOR VETERAN

The most experienced Infiltrator battle-brothers stalk their enemies like armoured gheists, wielding weaponry selected from their Chapter's most rarefied armouries, each one augmented through the careful attentions of master artificers. So-armed, they can act as the nemeses of any foe.

## INFILTRATOR VOXBREAKER

The Voxbreaker makes war in both the physical and data-spectral realms. Not only does their specialised equipment allow them to scan and isolate enemy threats, but they can also break into the foe's communications and plunder them for strategic intelligence.

## INFILTRATOR WARRIOR

The Infiltrators who fight as part of Phobos Strike Teams are swift and aggressive in thought and deed, even by the standards of their warrior brotherhood. Few foes can long evade their pinpoint volleys or the bone-crushing blows of their armoured fists.

## INCURSOR SERGEANT

Tending towards aggressive and dynamic strategies, Incursor Sergeants lead Phobos Strike Teams in furious covert offensives that leave enemy command structures and logistical chains in tatters, ripe for planetary onslaught by a full-blown Space Marine strike force.

## INCURSOR MARKSMAN

As though the combination of a highly trained Space Marine and a potent mark of bolt carbine were not deadly enough, the Incursor Marksman employs his Divinator-class auspex to precognitively track where his targets will be, then places killing shots accordingly.

## INCURSOR MINELAYER

Some Incursors carry heavy haywire mines into battle, planting them at pre-cogitated nexuses of probable enemy movement. The electrophantasmic blasts of these weapons can banish machine spirits from enemy wargear and cripple augmetic enhancements.





## INCURSOR WARRIOR

Incursors are potent offensive skirmishers. They use oracular auspexes slaved to their occulus bolt carbines to spot enemy targets, even through solid walls. They then press swiftly upon their foes' positions before engaging in bloody, one-sided firefights with the outmanoeuvred enemy.

## REIVER SERGEANT

Reiver Sergeants are masters of psychological warfare and terror tactics. Their remit is to wield their Phobos Strike Team like a scalpel, slicing apart the tenuous strands of enemy morale until the foe's forces are reduced to a nerveless and broken tangle.

## REIVER WARRIOR

Bursting from the shadows amidst vox-amplified howls, Reivers fall upon their horrified victims with pistols booming and blades swinging. As their foes reel from the disorienting blasts of their shock grenades, the Reivers make short and bloody work of their victims.

**'YOU SAY WE ARE BUT A HANDFUL  
OF WARRIORS FACING AN ARMY OF  
HERETICS. THAT WE CANNOT OVERCOME  
SUCH NUMBERS. WHAT YOU FAIL TO  
UNDERSTAND IS THAT EVERY SPACE  
MARINE IS AN ARMY IN HIS OWN RIGHT.'**

- Infiltrator Sergeant Justarian



# PHOBOS STRIKE TEAM KILL TEAM

4

PHOBOS STRIKE TEAM » KILL TEAM SELECTION



Below you will find a list of the operatives that make up a **PHOBOS STRIKE TEAM** kill team, including, where relevant, any weapons specified for that operative.

## OPERATIVES

- 1 **PHOBOS STRIKE TEAM** operative selected from the following list:
  - **INFILTRATOR SERGEANT**
  - **INCURSOR SERGEANT**
  - **REIVER SERGEANT** with one of the following options:
    - Special issue bolt pistol; combat knife
    - Bolt carbine; fists
- 5 **PHOBOS STRIKE TEAM** operatives selected from the following list:
  - **INFILTRATOR COMMSMAN**
  - **INFILTRATOR HELIX ADEPT**
  - **INFILTRATOR SABOTEUR**
  - **INFILTRATOR VETERAN**
  - **INFILTRATOR VOXBREAKER**
  - **INFILTRATOR WARRIOR**
  - **INCURSOR MARKSMAN**
  - **INCURSOR MINELAYER**
  - **INCURSOR WARRIOR**
  - **REIVER WARRIOR** with one of the following options:
    - Special issue bolt pistol; combat knife
    - Bolt carbine; fists

Other than **WARRIOR** operatives, your kill team can only include each operative on this list once.

## ARCHETYPES



INFILTRATION



RECON

Archetypes are used in certain mission packs, e.g. Approved Ops. The game sequence will specify how.

## INFILTRATOR SERGEANT

Marksman bolt carbine



## INCURSOR SERGEANT

Occlus bolt carbine



## REIVER SERGEANT

Special issue bolt pistol

Combat knife





The newest version of these rules can be found online.  
Scan the QR code or visit [warhammer-community.com](http://warhammer-community.com).



### INFILTRATOR COMMSMAN

Marksman bolt  
carbine



Comms array

### INFILTRATOR HELIX ADEPT

Marksman bolt  
carbine



### INFILTRATOR SABOTEUR

Marksman bolt  
carbine



Remote  
detonator

'YOU WILL NOT HEAR OUR APPROACH, FOR WE  
ARE SILENT AS SHADOWS. YOU WILL NOT SEE  
US AS WE CLOSE ABOUT YOU LIKE A NOOSE.  
YOU WILL NOT KNOW OF OUR ONSET UNTIL WE  
WISH YOU TO, AND BY THEN IT WILL BE FAR  
TOO LATE...'

- Infiltrator Sergeant Subarak,  
of the White Scars Chapter

### INFILTRATOR VETERAN

Custom bolt  
carbine



### INFILTRATOR VOXBREAKER

Marksman bolt  
carbine

Auspex





## INFILTRATOR WARRIOR



Marksman bolt carbine

## INCURSOR MARKSMAN



Stalker marksman bolt carbine

'AUGUSTAS OF CALTH WROTE THAT A SPACE MARINE IS A LIVING WEAPON, NEEDING NEITHER BLADE NOR FIREARM. I WOULD NEVER DISAGREE WITH SO RENOWNED A MARTIAL SCHOLAR, BUT NEITHER DO I BEGRUDGE THE AID OF THE FINEST BLADES AND FIREARMS I CAN GET.'

- Ultramarines Infiltrator Gaius Varo

## INCURSOR MINELAYER



Haywire mine

Occulus bolt carbine

## INCURSOR WARRIOR



Occulus bolt carbine

## REIVER WARRIOR



Special issue bolt pistol

Combat knife

Bolt carbine

